





District Health Assessment for Multiple District 13 through November 2025

		Clubs							Membership							Member Strength		Cancellation		Reports			Finance	Leadership			
District Name	Status/ Number of Months in Status *	Active Clubs	Clubs in Status Quo	Total Clubs	% Status Quo Clubs in Financial Suspension	New Clubs	Cancelled Clubs	YTD Net Club Gain/Loss	Current Members In Active Clubs	Current Members In Status Quo Clubs	Current Total Members Count	YTD Add	YTD Drop	YTD NetGrowth (includes Active and Status Quo)	YTD NetGrowth% (includes Active and Status Quo)	Member Count 12 Months Ago	Average Member Count Per Club	% of Clubs with less than 20 members	Average Cancelled Club Age	Members Lost Due to Cancelled Clubs	% of Clubs Reporting Service	% No MMR in 3 Months	% No Officer Report in 12 months	% of Clubs with balance 90+ days	Number of Zone Chairs Recorded	Number of Region Chairs Recorded	District Officers Vacancies **
13 OH1		47	1	48	100%	0	0	0	1302	20	1322	26	38	-12	-0.90%	1,379	28	42%	0	0	88%	56%	0%	8%	8	3	
13 OH2		52	1	53	100%	0	0	0	1574	5	1579	48	71	-23	-1.44%	1,643	30	30%	0	0	68%	45%	8%	13%	1	0	GMT
13 OH3		47	1	48	100%	0	0	0	1271	10	1281	58	54	4	0.31%	1,334	27	46%	0	0	100%	50%	0%	8%	0	0	
13 OH4	T(7)	48	0	48	0%	0	0	0	1210	0	1210	43	67	-24	-1.94%	1,266	25	40%	0	0	100%	33%	2%	10%	9	0	
13 OH5	T(6)	46	0	46	0%	0	2	-2	1212	0	1212	53	51	2	0.17%	1,243	26	35%	80	1	54%	50%	0%	4%	7	0	
13 OH6		52	0	52	0%	0	0	0	1406	0	1406	42	52	-10	-0.71%	1,428	27	40%	0	0	79%	54%	0%	19%	8	2	
13 OH7	T(24)	46	0	46	0%	0	0	0	1138	0	1138	52	32	20	1.79%	1,167	25	41%	0	0	52%	50%	0%	7%	7	0	
		338	3	341	100%	0	2	-2	9113	35	9148	322	365	-43	-0.47%	9,460	27	39%	80	1	77%	48%	1%	10%	40	5	




District Health Assessment for Multiple District 14 through November 2025

		Clubs							Membership							Member Strength		Cancellation		Reports			Finance	Leadership			
District Name	Status/ Number of Months in Status *	Active Clubs	Clubs in Status Quo	Total Clubs	% Status Quo Clubs in Financial Suspension	New Clubs	Cancelled Clubs	YTD Net Club Gain/Loss	Current Members In Active Clubs	Current Members In Status Quo Clubs	Current Total Members Count	YTD Add	YTD Drop	YTD NetGrowth (includes Active and Status Quo)	YTD NetGrowth% (includes Active and Status Quo)	Member Count 12 Months Ago	Average Member Count Per Club	% of Clubs with less than 20 members	Average Cancelled Club Age	Members Lost Due to Cancelled Clubs	% of Clubs Reporting Service	% No MMR in 3 Months	% No Officer Report in 12 months	% of Clubs with balance 90+ days	Number of Zone Chairs Recorded	Number of Region Chairs Recorded	District Officers Vacancies **
14 A	T(6)	51	3	54	100%	2	0	2	1223	77	1300	79	46	33	2.60%	1,250	24	50%	0	0	26%	46%	4%	13%	0	0	
14 B	T(24)	26	0	26	0%	0	1	-1	572	0	572	22	37	-15	-2.56%	586	22	46%	45	13	77%	38%	0%	4%	5	0	1st VDG
14 C	T(24)	41	2	43	100%	0	0	0	1140	25	1165	46	47	-1	-0.09%	1,148	28	40%	0	0	67%	26%	0%	7%	7	0	
14 D	T(24)	43	0	43	0%	1	0	1	1185	0	1185	71	76	-5	-0.42%	1,197	28	37%	0	0	81%	49%	2%	7%	5	0	
14 E	T(24)	27	0	27	0%	0	0	0	654	0	654	10	21	-11	-1.65%	681	24	44%	0	0	41%	63%	0%	0%	3	0	
14 F	T(24)	32	3	35	100%	0	0	0	798	84	882	19	33	-14	-1.56%	920	25	40%	0	0	23%	57%	3%	26%	0	0	1st VDG,2nd VDG,GST
14 G		50	2	52	100%	0	0	0	1456	20	1476	49	42	7	0.48%	1,466	29	38%	0	0	75%	50%	10%	15%	6	0	
14 H	T(24)	26	0	26	0%	0	0	0	607	0	607	15	22	-7	-1.14%	627	23	50%	0	0	23%	65%	8%	8%	0	0	1st VDG,2nd VDG
14 J	T(24)	24	2	26	100%	0	0	0	675	22	697	16	12	4	0.58%	710	28	50%	0	0	23%	65%	0%	27%	6	0	1st VDG,2nd VDG
14 K	T(24)	24	2	26	100%	0	0	0	666	19	685	18	24	-6	-0.87%	704	28	35%	0	0	54%	35%	0%	19%	7	0	1st VDG,2nd VDG
14 L	T(24)	34	0	34	0%	0	0	0	769	0	769	42	33	9	1.18%	786	23	44%	0	0	85%	50%	0%	15%	0	0	2nd VDG
14 M	T(24)	40	1	41	100%	0	0	0	967	8	975	23	39	-16	-1.61%	1,006	24	51%	0	0	66%	46%	2%	20%	6	1	1st VDG,2nd VDG
14 N	T(24)	36	1	37	100%	1	1	0	937	6	943	50	36	14	1.51%	939	26	43%	14	0	57%	30%	0%	14%	9	5	1st VDG,2nd VDG
14 P	T(24)	32	0	32	0%	0	1	-1	848	0	848	20	37	-17	-1.97%	896	27	38%	101	2	75%	34%	0%	13%	6	1	2nd VDG
14 T	T(24)	34	0	34	0%	0	0	0	1060	0	1060	34	54	-20	-1.85%	1,115	31	21%	0	0	68%	18%	0%	21%	6	0	
14 U	T(24)	24	2	26	100%	0	0	0	757	45	802	21	32	-11	-1.35%	845	32	31%	0	0	50%	38%	4%	15%	6	0	2nd VDG



District Health Assessment for Multiple District 14 through November 2025

		Clubs							Membership							Member Strength		Cancellation		Reports			Finance	Leadership			
District Name	Status/ Number of Months in Status *	Active Clubs	Clubs in Status Quo	Total Clubs	% Status Quo Clubs in Financial Suspension	New Clubs	Cancelled Clubs	YTD Net Club Gain/ Loss	Current Members In Active Clubs	Current Members In Status Quo Clubs	Current Total Members Count	YTD Add	YTD Drop	YTD NetGrowth (includes Active and Status Quo)	YTD NetGrowth% (includes Active and Status Quo)	Member Count 12 Months Ago	Average Member Count Per Club	% of Clubs with less than 20 members	Average Cancelled Club Age	Members Lost Due to Cancelled Clubs	% of Clubs Reporting Service	% No MMR in 3 Months	% No Officer Report in 12 months	% of Clubs with balance 90+ days	Number of Zone Chairs Recorded	Number of Region Chairs Recorded	District Officers Vacancies **
14 W	T(24)	23	0	23	0%	0	1	-1	586	0	586	31	12	19	3.35%	574	25	48%	90	0	61%	52%	0%	13%	6	0	
		567	18	585	100%	4	4	0	14900	306	15206	566	603	-37	-0.24%	15,450	27	42%	63	15	57%	44%	2%	14%	78	7	




District Health Assessment for Multiple District 24 through November 2025

District Name	Status/ Number of Months in Status *	Clubs							Membership							Member Strength		Cancellation		Reports			Finance	Leadership			
		Active Clubs	Clubs in Status Quo	Total Clubs	% Status Quo Clubs in Financial Suspension	New Clubs	Cancelled Clubs	YTD Net Club Gain/Loss	Current Members In Active Clubs	Current Members In Status Quo Clubs	Current Total Members Count	YTD Add	YTD Drop	YTD NetGrowth (includes Active and Status Quo)	YTD NetGrowth% (includes Active and Status Quo)	Member Count 12 Months Ago	Average Member Count Per Club	% of Clubs with less than 20 members	Average Cancelled Club Age	Members Lost Due to Cancelled Clubs	% of Clubs Reporting Service	% No MMR in 3 Months	% No Officer Report in 12 months	% of Clubs with balance 90+ days	Number of Zone Chairs Recorded	Number of Region Chairs Recorded	District Officers Vacancies **
24 C		50	0	50	0%	0	0	0	1274	0	1274	79	50	29	2.33%	1,238	25	44%	0	0	72%	44%	2%	20%	10	0	
24 I		75	2	77	100%	0	1	-1	1543	26	1569	96	77	19	1.23%	1,611	21	64%	79	1	66%	52%	6%	13%	16	0	
24 L		78	0	78	0%	0	0	0	2176	0	2176	81	118	-37	-1.67%	2,196	28	46%	0	0	92%	49%	0%	10%	14	5	
		203	2	205	100%	0	1	-1	4993	26	5019	256	245	11	0.22%	5,045	25	52%	79	1	78%	49%	3%	14%	40	5	



District Health Assessment for Multiple District 29 through November 2025

		Clubs							Membership							Member Strength		Cancellation		Reports			Finance		Leadership		
District Name	Status/ Number of Months in Status *	Active Clubs	Clubs in Status Quo	Total Clubs	% Status Quo Clubs in Financial Suspension	New Clubs	Cancelled Clubs	YTD Net Club Gain/Loss	Current Members In Active Clubs	Current Members In Status Quo Clubs	Current Total Members Count	YTD Add	YTD Drop	YTD NetGrowth (includes Active and Status Quo)	YTD NetGrowth% (includes Active and Status Quo)	Member Count 12 Months Ago	Average Member Count Per Club	% of Clubs with less than 20 members	Average Cancelled Club Age	Members Lost Due to Cancelled Clubs	% of Clubs Reporting Service	% No MMR in 3 Months	% No Officer Report in 12 months	% of Clubs with balance 90+ days	Number of Zone Chairs Recorded	Number of Region Chairs Recorded	District Officers Vacancies **
29 L	T(24)	44	3	47	100%	1	0	1	908	21	929	82	64	18	1.98%	941	21	57%	0	0	91%	49%	9%	11%	5	0	
29 C	T(24)	36	4	40	100%	0	1	-1	713	71	784	23	18	5	0.64%	817	20	55%	62	1	20%	75%	33%	30%	9	0	1st VDG,2nd VDG,GMT,GST
29 I		53	0	53	0%	0	1	-1	1335	0	1335	52	65	-13	-0.96%	1,404	25	45%	12	5	53%	42%	0%	0%	9	0	1st VDG
		133	7	140	100%	1	2	-1	2956	92	3048	157	147	10	0.33%	3,162	23	52%	37	6	56%	54%	12%	12%	23	0	

\* - District Status: P - Provisional, T - Transitional.

\*\* - District Officers Vacancies: DG - District Governor, 1st VDG - First Vice District Governor, 2nd VDG - Second Vice District Governor.